

LARENS
PROFESSIONAL LINE

TREATMENT PROCEDURES
AND CALCULATIONS

ANTIACNE i ANTIAGING VIALS

Larens Professional 
More than care



ANTIACNE VIALS - MANUAL treatment, recommended for sensitive, vascular and acne-prone skin.

THE COURSE OF TREATMENT:

Phase I (cleansing the skin of makeup and other impurities)

1. Using a cotton pad soaked in Larens Micellar Lotion, remove make-up from the face, eye area and lips.
2. Using wet hands, apply **Larens Professional Repair+ Milk PRO** make-up remover to the face, neck and neckline. Massage in circular motions, thoroughly dissolving makeup residue and impurities. Wash off the milk with a wet cosmetic pad.
3. For skins that require the activation of the DETOX phase (intensive cleansing, recommended for thick and oily skin): perform a circular motion massage of the face, neck and neckline with **Larens Dermo Wash Face & Body**. Emulsify the gel into a lightly foaming emulsion. Wash off the gel with a wet cosmetic wrap.
4. Using a cotton pad soaked in **Larens Professional Face Toner**, wipe over face, neck and décolleté. Dry skin with a tissue.

Phase II (increasing the permeability of the epidermis - the choice of option depends on the type and needs of the skin)

Version 1

1. Apply **Larens Professional Deep Face Peeling** with a brush to the face, neck and neckline and leave it on for 2 to 4 minutes. The burning sensation that will occur is not a side effect, but a natural reaction of the skin. Wash off the product with a compress.
2. Apply **Larens Professional Neutraliser** to the treatment areas and leave on for approximately 2 minutes. NOTE: More redness and discomfort may occur at this stage. Wash off the product with a compress, pat dry with a cosmetic wipe.
3. Use **Larens Professional Biopeptide Spray**. Leave to dry.

Version 2

1. Apply **Larens Professional AHA Face Peeling** to the face, neck and décolleté with a brush. Leave on skin for 2 minutes. Then massage the skin intensively for about 2-3 minutes. Intense redness may appear - this is the skin's natural reaction to the AHA acids contained in the preparation.
2. Remove any remaining product very thoroughly with a cosmetic wipe.
3. Dry face with tissue.
4. Apply **Larens Professional Biopeptide Spray**. Leave to dry.

Version 3

1. Apply **Larens Enzymatic Peeling** to the face, neck and neckline. Leave on for approximately 4 minutes. With wet hands, massage in for approximately 3 minutes.
2. Remove any remaining product with a tissue.
3. Dry face with tissue.
4. Apply **Larens Professional Biopeptide Spray**. Leave to dry.

Phase III (manual skin cleaning)

NOTE: Beware of vascular and sensitive skins that require caution with manual cleaning.

Phase IV (active phase - administration of active substances to the skin in ANTI ACNE VIALS ampoule)

- Open the **Larens Professional ANTI ACNE VIALS** ampoule and apply the contents directly to the skin prepared for treatment. Massage and pat the product onto the entire treatment area. To enhance the effect, perform a face massage using **Larens Professional Massage Face Cream**.
- The massage should last about 15-20 minutes, but should not be too vigorous, stimulating or arousing the skin.
- NOTE: Do not perform the massage if the skin contains active acne: pimples and purulent conditions..

NOTE!

The ampoule contains soothing substances such as Gluconolation, Antractacin and BIO-Placenta, which additionally has healing and regenerating properties for the skin.

Phase V (consolidation of effects and alleviation of irritation)

Version 1

1. Unfold the Larens Professional BIO Renew PRO Tissue Face Mask and carefully apply the fabric to the skin. Adjust the mask to the contours of your face. Leave on for 20-30 minutes.
2. Remove the mask. Gently massage excess gel essence into the skin with your fingertips.

REMEMBER!

Larens Professional BIO Renew PRO Tissue Face Mask is a mask with a healing, moisturising and calming effect on the skin. It contains a complex of bioactive growth factors from the plant BIO-Placenta, making it recommended for oily, seborrhoeic, vascular problem skin as well as dry, dehydrated, lacklustre skin.

Version 2

1. Prepare 30g of **Larens Professional Aqua Peel Off Algae Mask**, which should be mixed with cool water (this can be previously prepared structured water). Once the mixture is homogenous and has a consistency reminiscent of thick cream, spread it with a spatula over the entire face, protecting the eyes (with a moist cotton pad soaked in Biopeptide Spray) and lips (e.g. with **Larens Professional Biopeptide Face Cream**).
2. The mask sets very quickly, taking the skin's temperature, and there is an immediate effect on irritation and redness. After approx. 20 minutes, remove the mask completely. Use a cotton pad to remove any residue left on the mask, for example around the edges of the face.

Version 3

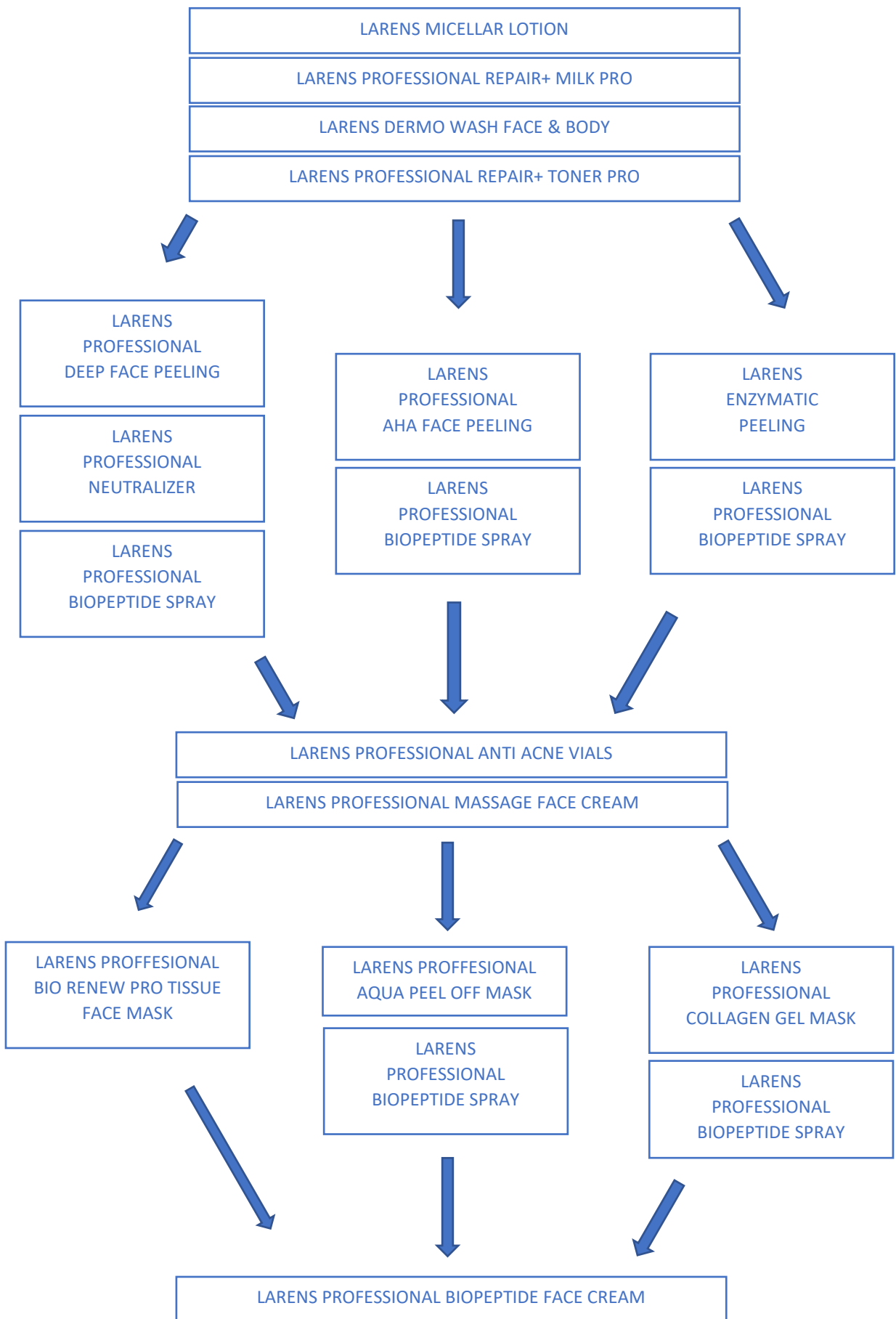
1. Using a cosmetic brush, apply an approx. 0.5 cm layer of Larens Professional Collagen Gel Mask to the entire face. This will form a protein mesh on the skin so that, in addition to soothing, the additional effect on the skin is a very intensive moisturising retention in the skin.
2. After about 20 minutes, wash off any remaining mask with a damp cosmetic wipe. Dry your face with a cosmetic wipe.
3. Apply **Larens Professional Biopeptide Spray**. Leave to dry.

Phase VI (post treatment skin protection)

Take **Larens Professional Biopeptide Face Cream** with a spatula and apply to the face, neck and neckline. Massage in until absorbed.

Effects of treatment:

- Reduction in sebum production - reducing the 'shiny' effect on the complexion,
- Cleansing of the skin - reduction in the number of blackheads,
- Smoothing, nourishing and strengthening the skin,
- Reduction of redness, reduced tendency to irritation,
- Reduction in the formation of acne inflammatory lesions ("pimples"),
- Reduction of the problem of acne scarring,
- Reduction of post-inflammatory hyperpigmentation, evening out skin tone.



ANTI ACNE MANUAL							
		usage per treatment	usage (unit)	capacity of package	capacity (unit)	price per package	price of the used product per treatment
PHASE I							
	Larens Micellar Lotion	2	ml	200	ml	£ 13,15	£ 0,13
	Larens Professional Repair+ Milk PRO	2	ml	400	ml	£ 26,56	£ 0,13
	Dermo Wash Face & Body	2	ml	200	ml	£ 20,39	£ 0,20
	Larens Professional Repair+ Toner PRO	2	ml	400	ml	£ 13,15	£ 0,07
PHASE II							
A	Larens Professional Deep Face Peeling	2	ml	200	ml	£ 57,68	£ 0,58
	Larens Professional Neutralizer	2	ml	400	ml	£ 44,00	£ 0,22
	Larens Professional Biopeptide Spray	1	ml	250	ml	£ 57,68	£ 0,23
B	Larens Professional AHA Face Peeling	3	ml	200	ml	£ 34,61	£ 0,52
	Larens Professional Biopeptide Spray	1	ml	250	ml	£ 57,68	£ 0,23
C	Larens Enzymatic Peeling	3	ml	50	ml	£ 20,39	£ 1,22
	Larens Professional Biopeptide Spray	1	ml	250	ml	£ 57,68	£ 0,23
PHASE III							
	Larens Professional ANTI ACNE VIALS	1	piece	16	pieces	£ 39,98	£ 2,50
	Larens Professional Massage Face Cream	8	ml	200	ml	£ 86,52	£ 3,46
PHASE IV							
A	Larens Professional BIO Renew PRO Tissue Face Mask	1	piece	5	pieces	£ 87,20	£ 17,44
B	Larens Professional Aqua Peel Off Mask	30	g	150	g	£ 37,29	£ 7,46
	Larens Professional Biopeptide Spray	5	ml	250	ml	£ 57,68	£ 1,15
C	Larens Professional Collagen Gel Mask	5	ml	200	ml	£ 101,68	£ 2,54
	Larens Professional Biopeptide Spray	1	ml	250	ml	£ 57,68	£ 0,23
PHASE V							
	Larens Professional Biopeptide Face Cream	5	ml	200	ml	£ 66,00	£ 1,65

	COST OF PURCHASE	TOTAL USAGE
VERSION A+A	£ 512,30	£ 26,61
VERSION A+B	£ 520,09	£ 17,78
VERSION A+C	£ 584,48	£ 11,94
VERSION B+A	£ 445,23	£ 26,33
VERSION B+B	£ 453,01	£ 17,51
VERSION B+C	£ 517,40	£ 11,67
VERSION C+A	£ 431,01	£ 27,04
VERSION C+B	£ 438,79	£ 18,21
VERSION C+C	£ 503,18	£ 12,37

Suggested home skin care			
name	detailed price	price for BP 30%	zysk
Micellar Lotion 200 ml	£ 13,15	£ 9,21	£ 3,94
Dermo Wash Face & Body 200ml	£ 20,39	£ 14,27	£ 6,12
Biopeptide Serum Spray 250 ml	£ 44,27	£ 30,99	£ 13,28
Enzymatic Peeling 50 ml	£ 20,39	£ 14,27	£ 6,12
Larens BIO Renew Tissue Face Mask - 4 pieces	£ 52,32	£ 36,62	£ 15,70
Silver Face Gel 50 ml	£ 48,02	£ 33,61	£ 14,41
Dermo Face Cream 50 ml	£ 34,61	£ 24,23	£ 10,38
Hydro Balance Face Cream 50 ml	£ 29,24	£ 20,48	£ 8,76
SUMS	£ 262,39	£ 183,68	£ 78,71
Complementary supplementation			
Revicoll MAX Omega Plus K2MK7 60 capsules	£ 60,81	£ 42,56	£ 18,24
Vitamin C+ 90 capsules	£ 30,25	£ 21,18	£ 9,08
SUMS	£ 91,06	£ 63,74	£ 27,32

Proposed number and frequency of treatments :
Intensive treatment:
3 to 5 treatments
1 treatment every 10 to 14 days
Effects maintenance treatment:
1 treatment every 5-6 weeks
Home treatment (between treatments, a home spa with enzyme peel and BIO Renew Tissue mask is recommended every 10 days)

ANTIACNE VIALS - Treatment WITH APPARATUS (oxybrasion, oxygen infusion, micro-needle mesotherapy, meso-roller) recommended for sensitive skin, vascular, with acne

COURSE OF TREATMENT:

Phase I (cleansing the skin of make-up and other impurities)

1. Using a cotton pad soaked in **Larens Micellar Lotion**, remove make-up from the face, eye area and lips.
2. Using wet hands, spread **Larens Professional Face Repair+ Milk PRO** over face, neck and décolleté. Massage in circular motions, thoroughly dissolving makeup residue and impurities. Wash off the milk with a wet cosmetic wrap.
3. For skins that require the activation of the DETOX phase (intensive cleansing, recommended for thick and oily skin): perform a circular motion massage of the face, neck and décolleté with **Larens Dermo Wash Face & Body**. Emulsify the gel into a lightly foaming emulsion. Wash off the gel with a wet cosmetic wrap.
4. Using a cotton pad soaked in **Larens Professional Repair+ Toner PRO**, wipe over face, neck and neckline. Dry the skin with a cosmetic wipe.

Phase II (increasing the permeability of the epidermis - the choice of option depends on the type and needs of the skin)

Version 1

1. Apply **Larens Professional Deep Face Peeling** to the face, neck and décolleté with a brush and leave it on for 2 to 4 minutes. The burning sensation that will occur is not a side effect, but a natural reaction of the skin. Wash off the product with a compress.
2. Apply **Larens Professional Neutraliser** to the treatment areas and leave on for approximately 2 minutes. NOTE: More redness and discomfort may occur at this stage. Wash off the product with a compress, pat dry with a cosmetic wipe.

Version 2

1. Apply **Larens Professional AHA Face Peeling** with a brush to the face, neck and décolleté. Leave on skin for 2 minutes. Then massage the skin intensively for about 2-3 minutes. Intense redness may appear - this is the skin's natural reaction to the AHA acids contained in the preparation.
2. Remove any remaining product very thoroughly with a cosmetic wipe.
3. Dry face with tissue

Version 3

1. Apply **Larens Enzymatic Peeling** to the face, neck and neckline. Leave on for approximately 4 minutes. With wet hands, massage in for approximately 3 minutes.
2. Remove any remaining product with a tissue.
3. Dry face with tissue.

Phase III (skin cleaning)

Version 1: Oxybrasion (exfoliation of the epidermis with oxygen using **Larens Professional Biopeptide Spray**).

Version 2: Cavitation peeling using **Larens Professional Biopeptide Spray**.

Version 3: Diamond microdermabrasion - any irritation should be soothed with **Larens Professional Biopeptide Spray**.

Phase IV (active phase - administration of active substances to the skin in ANTI ACNE VIALS ampoule)

Version 1: Perform oxygen infusion with ANTI ACNE VIALS ampoule.

Version 2: Carry out a micro-needle mesotherapy treatment together with manual application of the ANTI ACNE VIALS ampoule to the skin. This phase can be repeated within one treatment.

Version 3: Perform the treatment using Meso-Roller (micro-needle mesotherapy) together with manual introduction of ANTI ACNE VIALS ampoule onto the skin. This phase can be repeated within one treatment.

NOTE!

The ampoule contains soothing substances such as Gluconolactone, Antractin and BIO-Placenta, which additionally has skin healing and regenerating properties.

Phase V (consolidation of effects and soothing of irritation)

Version 1

1. Unfold the **Larens Professional BIO Renew PRO Tissue Face Mask** and carefully apply the fabric to the skin. Adjust the mask to the contours of your face. Leave on for 20-30 minutes.
2. Remove the mask. Gently massage excess gel essence into the skin with your fingertips.

REMEMBER!

Larens Professional BIO Renew PRO Tissue Face Mask is a mask with a healing, moisturising and calming effect on the skin. It contains a complex of bioactive growth factors from the plant BIO-Placenta, making it recommended for oily, seborrhoeic, vascular problem skin as well as dry, dehydrated, lacklustre skin.

Version 2

1. Prepare 30 g of Larens Professional Aqua Peel Off Algae Mask, which should be mixed with cool water (this can be previously prepared structured water). Once the mixture is homogenous and has a consistency reminiscent of thick cream, spread it with a spatula over the entire face, protecting the eyes (with a moist cotton pad soaked in Biopeptide Spray) and lips (e.g. with **Larens Professional Biopeptide Face Cream**).
2. The mask sets very quickly, taking the skin's temperature, and there is an immediate effect on irritation and redness. After approx. 20 minutes, remove the mask completely. Use a cotton pad to remove any residue left on the mask, for example around the edges of the face.

Version 3

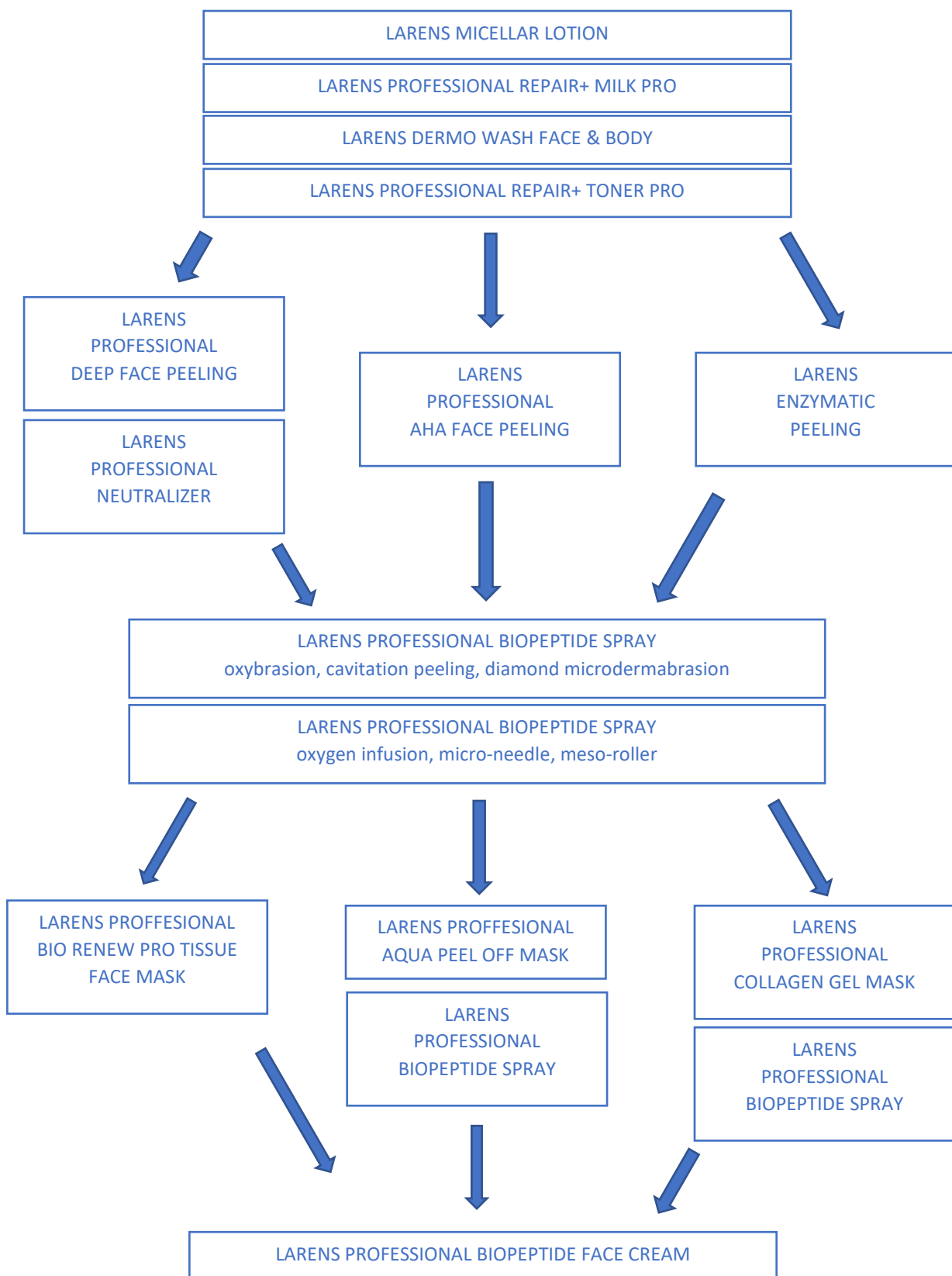
1. Apply an approximately 0.5 cm layer of **Larens Professional Collagen Gel Mask** to the entire face with a cosmetic brush. It will form a protein mesh on the skin, so in addition to soothing, the additional effect on the skin is a very intensive moisturising and moisture retention in the skin.
2. After approximately 20 minutes, wash off any remaining mask with a damp cosmetic wipe. Dry your face with a cosmetic wipe
3. Apply **Larens Professional Biopeptide Spray**. Leave to dry.

Phase VI (post treatment skin protection)

Take **Larens Professional Biopeptide Face Cream** with a spatula and apply to the face, neck and neckline. Massage in until absorbed.

Treatment effects:

- Reduction in sebum production - reducing the "shiny" effect on the complexion,
- Cleansing of the skin - reduction in the number of blackheads,
- Smoothing, nourishing and strengthening the skin,
- Reduction of redness, reduced tendency to irritation,
- Reduction in the formation of acne inflammatory lesions ("pimples"),
- Reduction of the problem of acne scar formation,
- Reduction of post-inflammatory hyperpigmentation, evening out skin tone.



ANTI ACNE MASZYNOWY

		usage per treatment	usage (unit)	capacity of package	capacity (unit)	price per package	price of the used product per treatmentre
PHASE I							
	Larens Micellar Lotion	2	ml	200	ml	£ 13,15	£ 0,13
	Larens Professional Repair+ Milk PRO	2	ml	400	ml	£ 26,56	£ 0,13
	Dermo Wash Face & Body	2	ml	200	ml	£ 20,39	£ 0,20
	Larens Professional Repair+ Toner PRO	2	ml	400	ml	£ 13,15	£ 0,07
PHASE II							
A	Larens Professional Deep Face Peeling	2	ml	200	ml	£ 57,68	£ 0,58
	Larens Professional Neutralizer	2	ml	400	ml	£ 44,00	£ 0,22
B	Larens Professional AHA Face Peeling	3	ml	200	ml	£ 34,61	£ 0,52
C	Larens Enzymatic Peeling	3	ml	50	ml	£ 20,39	£ 1,22
PHASE III							
OXYBRASION	Larens Professional Biopeptide Serum Clear	8	ml	250	ml	£ 44,00	£ 1,41
PHASE IV							
INFUSION	Larens Professional ANTI ACNE VIALS	1	piece	16	pieces	£ 39,98	£ 2,50
PHASE V							
A	Larens Professional BIO Renew PRO Tissue Face Mask	1	piece	5	pieces	£ 87,20	£ 17,44
B	Larens Professional Aqua Peel Off Mask	30	g	150	g	£ 37,29	£ 7,46
	Larens Professional Biopeptide Spray	5	ml	250	ml	£ 57,68	£ 1,15
C	Larens Professional Collagen Gel Mask	5	ml	200	ml	£ 101,68	£ 2,54
	Larens Professional Biopeptide Spray	1	ml	250	ml	£ 57,68	£ 0,23
PHASE VI							
	Larens Professional Biopeptide Face Cream	5	ml	200	ml	£ 66,00	£ 1,65

	COST OF PURCHASE	TOTAL USAGE
VERSION A+A	£ 446,71	£ 24,85
VERSION A+B	£ 454,49	£ 16,02
VERSION A+C	£ 484,27	£ 9,66
VERSION B+A	£ 345,02	£ 24,05
VERSION B+B	£ 352,80	£ 15,22
VERSION B+C	£ 417,20	£ 9,38
VERSION C+A	£ 330,80	£ 24,75
VERSION C+B	£ 338,59	£ 15,93
VERSION C+C	£ 402,98	£ 10,09

Suggested number and frequency of treatments:
Intensive treatment:
3 to 5 treatments
1 treatment every 10-14 days
Treatment to maintain the effects:
1 treatment every 5-6 weeks
Home care (between treatments, a home spa with enzyme peel and BIO Renew Tissue mask is recommended every 10 days)

Suggested home treatment			
name	detailic price	price for BP 30%	profit
Micellar Lotion 200 ml	£ 13,15	£ 9,21	£ 3,94
Dermo Wash Face & Body 200 ml	£ 20,39	£ 14,27	£ 6,12
Biopeptide Serum Spray 250 ml	£ 44,27	£ 30,99	£ 13,28
Enzymatic Peeling 50 ml	£ 20,39	£ 14,27	£ 6,12
Larens BIO Renew Tissue Face Mask - 4 pieces	£ 52,32	£ 36,62	£ 15,70
Silver Face Gel 50 ml	£ 48,02	£ 33,61	£ 14,41
Dermo Face Cream 50 ml	£ 34,61	£ 24,23	£ 10,38
Hydro Balance Face Cream 50 ml	£ 29,24	£ 20,48	£ 8,76
SUMS	£ 262,39	£ 183,68	£ 78,71
Complementary supplementation			
Revicoll MAX Omega Plus K2MK7 60 caps.	£ 60,81	£ 42,56	£ 18,24
Vitamin C+ 90 capsules	£ 30,25	£ 21,18	£ 9,08
SUMS	£ 91,06	£ 63,74	£ 27,32

ANTI AGING VIALS - MANUAL treatment recommended for all skin types, especially mature skin with visible signs of ageing, facial and static wrinkles

COURSE OF TREATMENT:

Phase I (clearing the skin of make-up and other impurities)

1. Using a cotton pad soaked in **Larens Micellar Lotion**, remove make-up from the face, eye area and lips.
2. With wet hands, apply **Larens Professional Repair+ Milk PRO** make-up remover to face, neck and neckline. Massage in circular motions, thoroughly dissolving makeup residue and impurities. Wash off the milk with a wet cosmetic wrap.
3. For skins that require the activation of the DETOX phase (intensive cleansing, recommended for thick and oily skin): perform a circular motion massage of the face, neck and neckline with **Larens Dermo Wash Face & Body**. Emulsify the gel into a lightly foaming emulsion. Wash off the gel with a wet cosmetic wrap.
4. Using a cotton pad soaked in **Larens Professional Repair+ Toner PRO**, wipe over face, neck and neckline. Dry the skin with a cosmetic wipe.

Phase II (increasing the permeability of the epidermis - the choice of option depends on the type and needs of the skin)

Version 1

1. Apply **Larens Professional Deep Face Peeling** to the face, neck and neckline with a brush and leave it on for 2 to 4 minutes. The burning sensation that will occur is not a side effect, but a natural reaction of the skin. Wash off the product with a compress.
2. Apply **Larens Professional Neutraliser** to the treatment areas and leave on for approximately 2 minutes. NOTE: More redness and discomfort may occur at this stage. Wash off the product with a compress, pat dry with a cosmetic wipe.
3. Use **Larens Professional Biopeptide Spray**. Leave to dry.

Version 2

1. Apply **Larens Professional AHA Face Peeling** with a brush to the face, neck and décolleté. Leave on skin for 2 minutes. Then massage the skin intensively for about 2-3 minutes. Intense redness may appear - this is the skin's natural reaction to the AHA acids contained in the preparation.
2. Remove any remaining product very thoroughly with a cosmetic wipe.
3. Dry face with tissue
4. Use **Larens Professional Biopeptide Spray**. Leave to dry.

Version 3

1. Apply **Larens Enzymatic Peeling** to the face, neck and neckline. Leave on for approximately 4 minutes. With wet hands, massage in for approximately 3 minutes.
2. Remove any remaining product with a tissue.
3. Dry face with tissue.
4. Use **Larens Professional Biopeptide Spray**. Leave to dry.

Phase III (manual skin cleaning)

If necessary, carry out manual cleaning. If not, proceed to the next phase.

Phase IV (active phase - administration to the skin of active substances in the ANTI AGING VIALS ampoule)

- Open the **Larens Professional ANTI AGING VIALS ampoule** and apply its contents directly to the skin prepared for treatment. Massage and pat the product onto the entire treatment area. To enhance the effect, perform a face massage using **Larens Professional Massage Face Cream**.
- The massage should last about 15-20 minutes and should be vigorous, stimulating and stimulating the skin and subcutaneous tissues to work.
- Once the massage is complete, remove excess cream with a damp cosmetic wrap and use **Larens Professional Biopeptide Spray**. Leave to dry.

NOTE!

Facial massage is an extremely relaxing cosmetic treatment, covering the face, neck, décolleté, shoulders and nape area. Stimulates the smoothing of wrinkles under the eyes and in the forehead area, frown lines, lip furrows. Reduces the appearance of wrinkles such as 'marionettes' and wrinkles at the corners of the mouth. The lifting facial massage is a type of anti-aging massage that additionally stops the ageing process, improves the firmness, elasticity and flexibility of the skin. It improves blood and lymph circulation, stimulating cell regeneration and restoring the complexion to a youthful radiance and healthy appearance. Used regularly, the facial massage produces amazing and lasting results in the form of a natural lifting, reduction of wrinkles, smoothing of the skin and improvement of its density!

Phase V (consolidation of effects and soothing of irritation)

Version 1

1. Unfold the **Larens Professional BIO Renew PRO Tissue Face Mask** and carefully apply the fabric to the skin. Adjust the mask to the contours of your face. Leave on for 20-30 minutes.
2. Remove the mask. Gently massage excess gel essence into the skin with your fingertips.

REMEMBER!

Larens Professional BIO Renew PRO Tissue Face Mask is a mask that regenerates, heals, hydrates and calms the skin. It contains a complex of bioactive growth factors from the plant placenta BIO-Placenta, which stimulates fibroblasts and capillaries. It is recommended for skin with static and facial wrinkles. Thanks to its properties, we care for all skin types: from dry and dehydrated to flabby, lacking elasticity.

Version 2

1. Prepare 30 g of **Larens Professional Aqua Peel Off Algae Mask**, which should be mixed with cool water (this can be previously prepared structured water). Once the mixture is homogenous and has a consistency reminiscent of thick cream, spread it with a spatula over the entire face, protecting the eyes (with a moist cotton pad soaked in **Biopeptide Spray**) and lips (e.g. with **Larens Professional Biopeptide Face Cream**).
2. The mask sets very quickly, taking the skin's temperature, and there is an immediate effect on irritation and redness. After approx. 20 minutes, remove the mask completely. Use a cotton pad to remove any residue that may have been left on the edges of the face.

Version 3

1. Apply an approx. 0.5 cm layer of **Larens Professional Collagen Gel Mask** to the entire face with a cosmetic brush. It will form a protein mesh on the facial skin, so in addition to soothing, the additional effect on the skin will be a very intensive hydration.
2. After about 20 minutes, wash off the residue of the mask with a damp cosmetic wipe. Dry your face with a cosmetic wipe.
3. Use **Larens Professional Biopeptide Spray**. Leave to dry.

Version 4

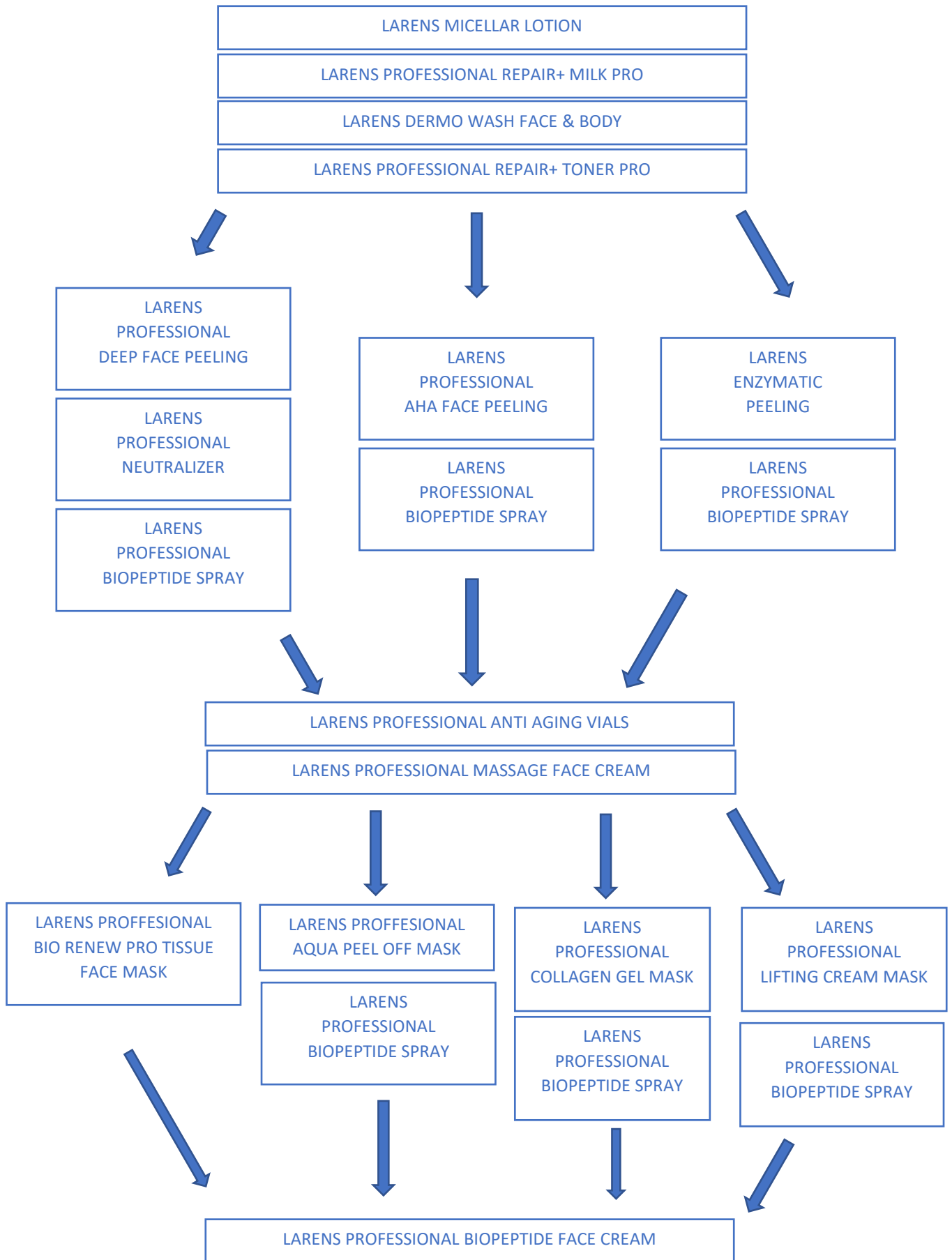
1. Apply an approximate 0.5 cm layer of **Larens Professional Lifting Cream Mask** to the entire face with a cosmetic brush.
2. You can perform a manual massage on it, which will intensify the lifting effect (only if you have not performed a massage with the cream intended for this purpose). After approx. 20 minutes, wash off any residue from the mask with a damp cosmetic wrap. After the massage, pat the face dry with a tissue.
3. Apply **Larens Professional Biopeptide Spray**. Leave to dry.

Phase VI (post treatment skin protection)

Take **Larens Professional Biopeptide Face Cream** with a spatula and apply to the face, neck and neckline. Massage in until absorbed.

Treatment effects:

- Keeps skin and muscles supple,
- Smooths wrinkles and delays the appearance of new ones,
- Firms and firms, provides a natural facelift,
- Improves facial oval,
- Improves metabolic processes in the basal layer of the skin, thus promoting the restoration of damaged epidermal cells,
- Provides incredible relaxation and indulgence.



ANTI AGING MANUAL							
		usage per treatment	usage (unit)	Capacity of package	capacity (unit)	price per package	price of the used product per treatment
PHASE I							
	Larens Micellar Lotion	2	ml	200	ml	£ 13,15	£ 0,13
	Larens Professional Repair+ Milk PRO	2	ml	400	ml	£ 26,56	£ 0,13
	Dermo Wash Face & Body	2	ml	200	ml	£ 20,39	£ 0,20
	Larens Professional Repair+ Toner PRO	2	ml	400	ml	£ 13,15	£ 0,07
PHASE II							
A	Larens Professional Deep Face Peeling	2	ml	200	ml	£ 57,68	£ 0,58
	Larens Professional Neutralizer	2	ml	400	ml	£ 44,00	£ 0,22
	Larens Professional Biopeptide Spray	1	ml	250	ml	£ 57,68	£ 1,15
B	Larens Professional AHA Face Peeling	3	ml	200	ml	£ 34,61	£ 0,52
	Larens Professional Biopeptide Spray	1	ml	250	ml	£ 57,68	£ 1,15
C	Larens Enzymatic Peeling	3	ml	50	ml	£ 20,39	£ 1,22
	Larens Professional Biopeptide Spray	1	ml	250	ml	£ 57,68	£ 1,15
PHASE II							
	Larens Professional ANTI AGING VIALS	1	piece	16	pieces	£ 39,98	£ 2,50
	Larens Professional Massage Cream	8	ml	200	ml	£ 86,52	£ 3,46
	Larens Professional Biopeptide Spray	1	ml	250	ml	£ 57,68	£ 1,15
PHASE IV							
A	Larens Professional BIO Renew PRO Tissue Face Mask	1	piece	5	pieces	£ 87,20	£ 17,44
B	Larens Professional Aqua Peel Off Mask	30	g	150	g	£ 37,29	£ 7,46
	Larens Professional Biopeptide Spray	5	ml	250	ml	£ 57,68	£ 1,15
C	Larens Professional Collagen Gel Mask	5	ml	200	ml	£ 101,68	£ 2,54
	Larens Professional Biopeptide Spray	1	ml	250	ml	£ 57,68	£ 0,23
D	Larens Professional Lifting Cream Mask	5	ml	200	ml	£ 83,30	£ 1,67
	Larens Professional Biopeptide Spray	1	ml	250	ml	£ 57,68	£ 1,15
PHASE V							
	Larens Professional Biopeptide Face Cream	5	ml	200	ml	£ 66,00	£ 1,65

Suggested home care			
name	retail price	price for BP 30%	profit
Micellar Lotion 200 ml	£ 13,15	£ 9,21	£ 3,94
Dermo Wash Face & Body 200 ml	£ 20,39	£ 14,27	£ 6,12
Biopeptide Serum Spray 250 ml	£ 44,27	£ 30,99	£ 13,28
Enzymatic Peeling 50 ml	£ 20,39	£ 14,27	£ 6,12
Larens BIO Renew Tissue Face Mask - 4 pieces	£ 52,32	£ 36,62	£ 15,70
Larens Face Gel 50 ml	£ 53,39	£ 37,37	£ 16,02
BIO Renew Serum 50 ml	£ 66,80	£ 46,76	£ 20,04
Lifting Face Cream 50 ml	£ 53,39	£ 37,37	£ 16,02
Neuropeptide Eye & More 30 ml	£ 53,39	£ 37,37	£ 16,02
GLA Face Cream 50 ml	£ 66,80	£ 46,76	£ 20,04
SUMS	£ 444,29	£ 311,01	£ 133,28
Complementary supplementation			
Revicoll MAX Omega Plus K2MK7 60 caps.	£ 60,81	£ 42,56	£ 18,24
Vitamin C+ 90 capsules	£ 30,25	£ 21,18	£ 9,08
SUMS	£ 91,06	£ 63,74	£ 27,32

Suggested number and frequency of treatments :
Intensive treatment:
3 to 5 treatments
1 treatment every 7 to 10 days
Effects maintenance treatment
1 treatment every 4-5 weeks
Home care (between treatments, a home spa with enzyme peel and BIO Renew Tissue Face Mask is recommended every 10 days)

ANTIAGING VIALS - Treatment WITH APPARATUS (oxybrasion, oxygen infusion, micro-needle mesotherapy, meso-roller), recommended for sensitive, vascular skin, with acne)

COURSE OF TREATMENT:

Phase I (cleansing the skin of make-up and other impurities)

1. Using a cotton pad soaked in **Larens Micellar Lotion**, remove make-up from the face, eye area and lips.
2. With wet hands, spread **Larens Professional Face Milk** over face, neck and décolleté. Massage in circular motions, thoroughly dissolving make-up residue and impurities. Wash off the milk with a wet cosmetic wipe.
3. For skins that require the activation of the DETOX phase (intensive cleansing, recommended for thick and oily skin): perform a circular motion massage of the face, neck and décolleté with **Larens Dermo Wash Face & Body**. Emulsify the gel into a lightly foaming emulsion. Wash off the gel with a wet cosmetic wipe.
4. Using a cotton pad soaked in **Larens Professional Face Toner**, wipe over face, neck and décolleté. Dry skin with a cosmetic wipe.

Phase II

(increasing the permeability of the epidermis - the choice of option depends on the type and needs of the skin)

Version 1

1. Apply **Larens Professional Deep Peeling** with a brush to the face, neck and neckline. and leave it on for 2 to 4 minutes. The burning sensation that will occur is not a side effect, but a natural reaction of the skin. Wash off the product with a compress.
2. Apply **Larens Professional Neutraliser** to the treatment areas and leave on for approximately 2 minutes. NOTE: More redness and discomfort may occur at this stage. Wash off the product with a compress, pat dry with a cosmetic wipe.

Version 2

1. Apply **Larens Professional AHA Face Peeling** with a brush to the face, neck and décolleté. Leave on skin for 2 minutes. Then massage the skin intensively for about 2-3 minutes. Intense redness may appear - this is the skin's natural reaction to the AHA acids contained in the preparation.
2. Remove any remaining product very thoroughly with a cosmetic wipe.
3. Dry face with tissue.

Version 3

1. Apply **Larens Enzymatic Peeling** to the face, neck and neckline. Leave on for approximately 4 minutes. With wet hands, massage in for approximately 3 minutes.
2. Remove any remaining product with a tissue.
3. Dry face with tissue.

Phase III (skin cleaning)

Version 1: Oxybrazja Oxybrasion (exfoliation with oxygen using **Larens Professional Biopeptide Clear**)

Version 2: Cavitation peeling with **Larens Professional Biopeptide Spray**.

Version 3: Diamond microdermabrasion - any irritation should be soothed with **Larens Professional Biopeptide Spray**.

Phase IV (active phase - administration of active substances to the skin in ANTI AGING VIALS ampoule))

Version 1: Perform oxygen infusion with the ANTI AGING VIALS ampoule

Version 2: Carry out a micro-needle mesotherapy treatment together with manual application of the ANTI AGING VIALS ampoule to the skin. This phase can be repeated within one treatment.

Version 3: Perform the treatment using Meso-Roller (micro-needle mesotherapy) together with manual application of ANTI AGING VIALS ampoule onto the skin. This phase can be repeated within one treatment.

Phase V (consolidation of effects and alleviation of irritation)

Version 1

1. Unfold the Larens Professional BIO Renew PRO Tissue Face Mask and carefully apply the fabric to the skin. Adjust the mask to the contours of your face. Leave on for 20-30 minutes.
2. Remove the mask. Using your fingertips, gently massage excess gel essence into the skin.

REMEMBER!

Larens Professional BIO Renew PRO Tissue Face Mask is a mask that regenerates, heals, hydrates and calms the skin. It contains a complex of bioactive growth factors from the plant placenta BIO-Placenta, which stimulates fibroblasts and capillaries. It is recommended for skin with static and facial wrinkles. Thanks to its properties, we care for all skin types: from dry and dehydrated to flabby, lacking elasticity

Version 2

1. Prepare 30 g of **Larens Professional Aqua Peel Off Algae Mask**, which should be mixed with cool water (this can be previously prepared structured water). Once the mixture is homogeneous and has a consistency reminiscent of thick cream, spread it with a spatula over the entire face, protecting the eyes (with a moist cotton pad soaked in **Biopeptide Spray**) and lips (e.g. with **Larens Professional Biopeptide Face Cream**).
2. The mask sets very quickly, taking the skin's temperature, and there is an immediate effect on irritation and redness. After approx. 20 minutes, remove the mask completely. Use a cotton pad to remove any residue that may have been left on the edges of the face.

Version 3

1. Apply an approximately 0.5 cm layer of **Larens Professional Collagen Gel Mask** to the entire face with a cosmetic brush. This will form a protein mesh on the facial skin so that, in addition to soothing, the additional effect on the skin is a very intense moisturising effect.
2. After about 20 minutes, wash off the residue of the mask with a damp cosmetic wipe. Dry your face with a cosmetic wipe.
3. Use **Larens Professional Biopeptide Spray**. Leave to dry.

Version 4

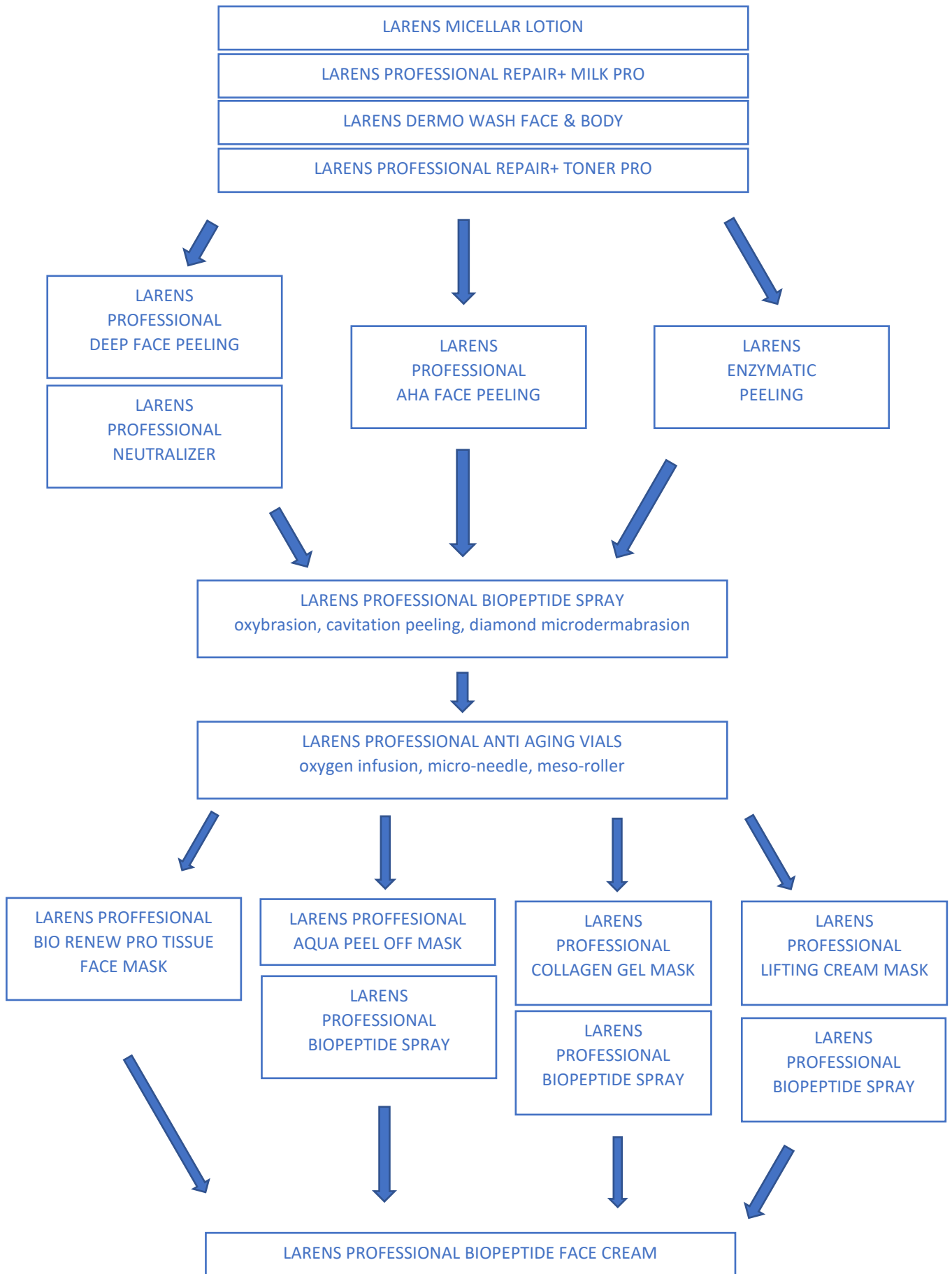
1. Apply an approximate 0.5 cm layer of **Larens Professional Lifting Cream Mask** to the entire face with a cosmetic brush.
2. You can perform a manual massage on it, which will intensify the lifting effect (only if you have not performed a massage with the cream intended for this purpose). After approx. 20 minutes, wash off any residue from the mask with a damp cosmetic wrap. After the massage, pat the face dry with a tissue.
3. Apply **Larens Professional Biopeptide Spray**. Leave to dry.

Phase VI (post treatment skin protection)

Take **Larens Professional Biopeptide Face Cream** with a spatula and apply to the face, neck and décolleté. Massage in until absorbed.

Treatment effects:

- keeps skin and muscles supple
- smoothes wrinkles and delays the appearance of new ones
- makes the face more elastic and firm, provides a natural facelift
- improves facial contours
- improves metabolic processes in the basal layer of the skin, thus promoting the regeneration of damaged epidermal cells
- provides incredible relaxation and relief



ANTI AGING MACHINE							
		usage per treatment	usage (unit)	capacity of package	capacity (unit)	price per package	price of the used product per treatment
PHASE I							
	Larens Micellar Lotion	2	ml	200	ml	£ 13,15	£ 0,13
	Larens Professional Repair+ Milk	2	ml	400	ml	£ 26,56	£ 0,13
	Dermo Wash Face & Body	2	ml	200	ml	£ 20,39	£ 0,20
	Larens Professional Repair+ Toner	2	ml	400	ml	£ 13,15	£ 0,07
PHASE II							
II FAZA							
A	Larens Professional Deep Face Peeling	2	ml	200	ml	£ 57,68	£ 0,58
	Larens Professional Neutralizer	2	ml	400	ml	£ 44,00	£ 0,22
B	Larens Professional AHA Face Peeling	3	ml	200	ml	£ 34,61	£ 0,52
C	Larens Enzymatic Peeling	3	ml	50	ml	£ 20,39	£ 1,22
PHASE III							
OXYBRASION	Larens Professional Biopeptide Spray	8	ml	250	ml	£ 57,68	£ 0,23
PHASE IV							
INFUSION	Larens Professional ANTI AGING VIALS	1	szt	16	pieces	£ 39,98	£ 2,50
PHASE V							
A	Larens Professional BIO Renew PRO Tissue Face Mask	1	szt	5	pieces	£ 87,20	£ 17,44
B	Larens Professional Aqua Peel Off Mask	30	g	150	g	£ 37,29	£ 7,46
	Larens Professional Biopeptide Spray	5	ml	250	ml	£ 57,68	£ 0,23
C	Larens Professional Collagen Gel Mask	5	ml	200	ml	£ 101,68	£ 2,54
	Larens Professional Biopeptide Spray	1	ml	250	ml	£ 57,68	£ 0,23
D	Larens Professional Lifting Cream Mask	5	ml	200	ml	£ 83,30	£ 1,67
	Larens Professional Biopeptide Spray	1	ml	250	ml	£ 57,68	£ 0,23
PHASE VI							
	Larens Professional Biopeptide Face Cream	5	ml	200	ml	£ 66,00	£ 1,65

Suggested number and frequency of treatments
Intensive treatment:
3 to 5 treatments
1 treatment every 7 to 10 days
Effects maintenance treatment:
1 treatment every 4-5 weeks
Home care (between treatments, a home spa with enzyme peel and BIO Renew Tissue Face Mask is recommended every 10 days)

Suggested home care			
name	retail price	price for BP 30%	profit
Micellar Lotion 200 ml	£ 13,15	£ 9,21	£ 3,94
Dermo Wash Face & Body 200 ml	£ 20,39	£ 14,27	£ 6,12
Biopeptide Serum Spray 250 ml	£ 44,27	£ 30,99	£ 13,28
Enzymatic Peeling 50 ml	£ 20,39	£ 14,27	£ 6,12
Larens BIO Renew Tissue Face Mask - 4 pieces	£ 52,32	£ 36,62	£ 15,70
Larens Face Gel 50 ml	£ 53,39	£ 37,37	£ 16,02
BIO Renew Serum 50 ml	£ 66,80	£ 46,76	£ 20,04
Lifting Face Cream 50 ml	£ 53,39	£ 37,37	£ 16,02
Neuropeptide Eye & More 30 ml	£ 53,39	£ 37,37	£ 16,02
GLA Face Cream 50 ml	£ 66,80	£ 46,76	£ 20,04
SUMS	£ 444,29	£ 311,01	£ 133,28
Complementary supplementation			
Revicoll MAX Omega Plus K2MK7 60 caps.	£ 60,81	£ 42,56	£ 18,24
Vitamin C+ 90 capsules	£ 30,25	£ 21,18	£ 9,08
SUMS	£ 91,06	£ 63,74	£ 27,32